



APS  
INTERNATIONAL  
SCHOOL

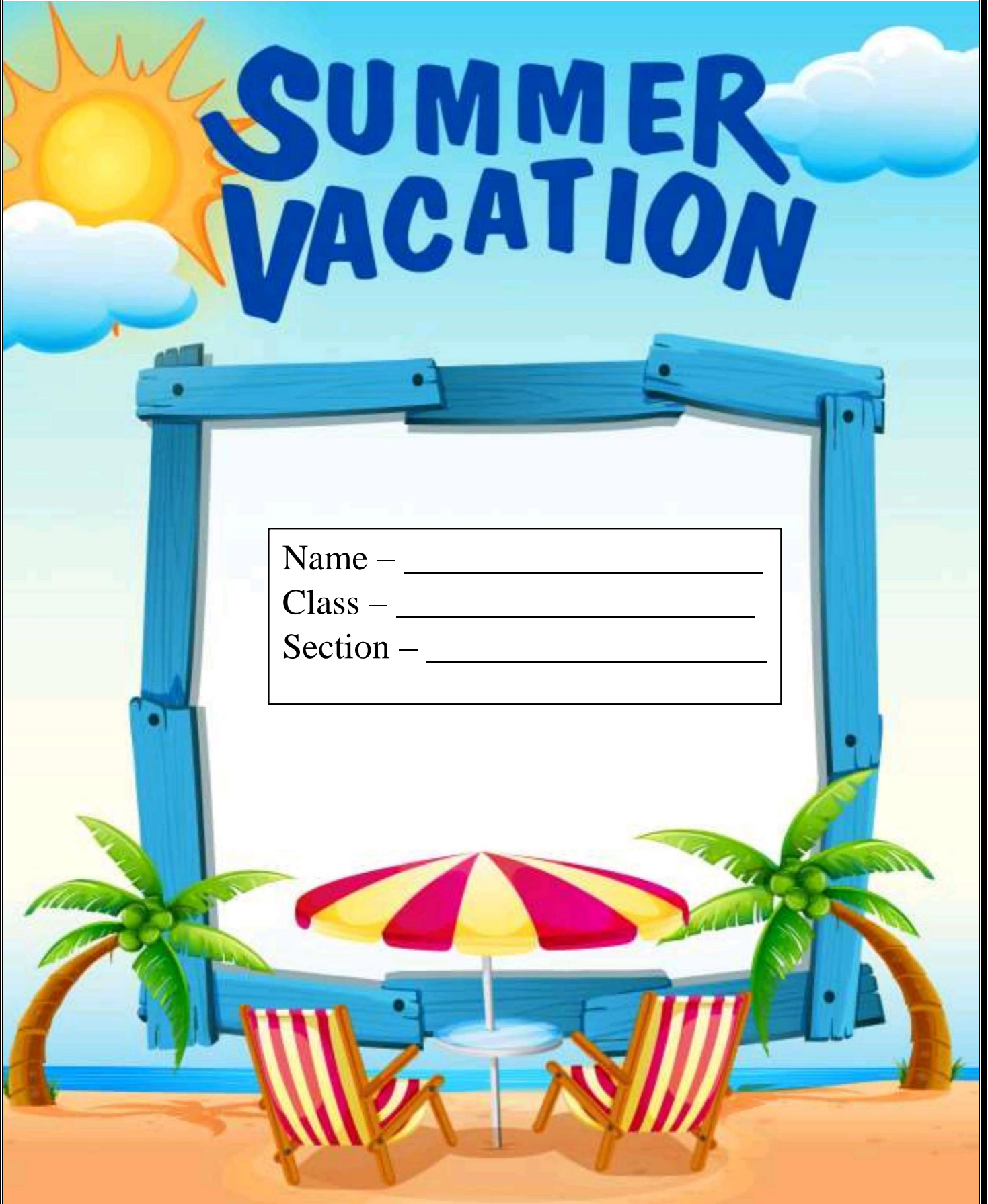
*Learning today...Leading tomorrow...*

# SUMMER VACATION

Name – \_\_\_\_\_

Class – \_\_\_\_\_

Section – \_\_\_\_\_



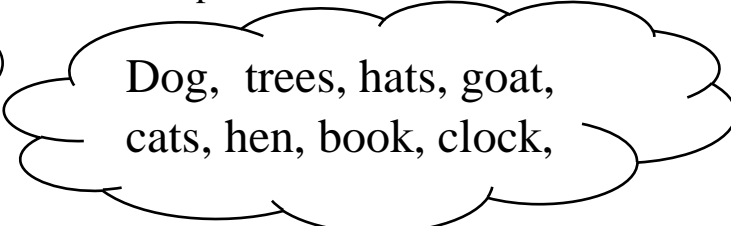
**General Instructions:**

- All work to be done on Register size Ruled Sheet/A4 Sheets or chart paper if require.
- All work should be neat and tidy.
- Any cutting pasting work to be done under parents supervision only.
- Follow specific instruction if any.

**ENGLISH**

1- Sort the following words into Singular and Plural and put them in the chart.

SINGULAR	PLURAL


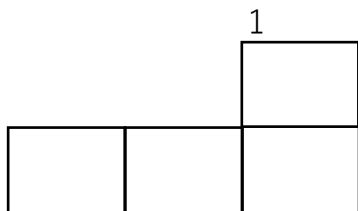
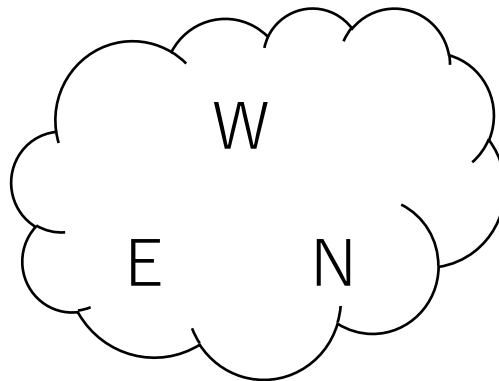
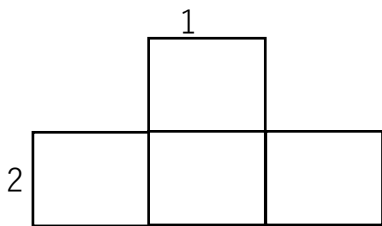


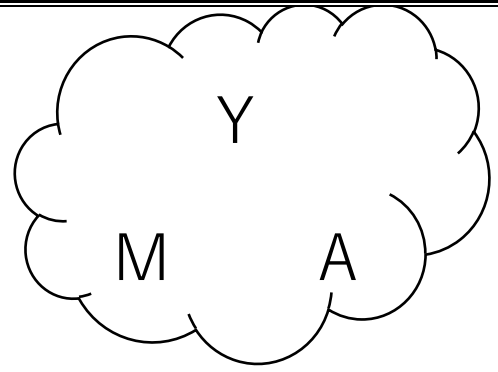
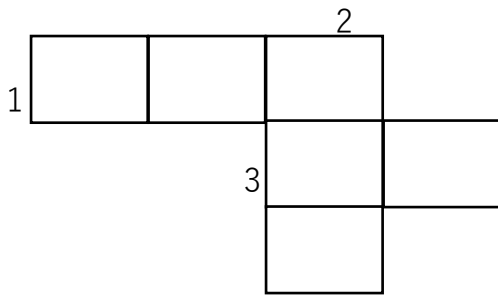
2- Circle the rhyming words:

fun
cat
fog

ten	hat	sun
rat	nut	tin
man	sat	log

3- Cross word





4- Nouns:

Place the words given below in their correct columns:

- |         |         |           |          |
|---------|---------|-----------|----------|
| Budaun, | car,    | fireman , | cat,     |
| dog,    | park,   | table,    | father,  |
| queen,  | lion,   | boy,      | pencil,  |
| zoo,    | school, | pen,      | elephant |

Person	Place	Thing	Animal

**Make 10 flash cards of action words.**

## MATHS

1- There are \_\_\_\_\_ Simple umbrellas.



There are \_\_\_\_\_printed umbrellas.



There are \_\_\_\_\_ umbrellas altogether.

$$\square + \square = \square$$

2- Jack and Jill went up the hill. Kathy and Lucky join them. How many children altogether are there on the hill now.

$$\square + \square = \square$$

3- There are children  altogether.

3- Draw a line –


- To make the rectangle into 2 Squares.



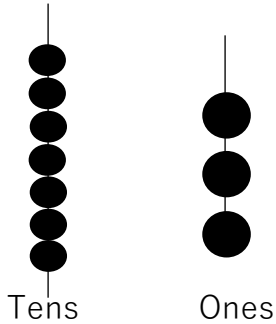
- To make the square into 2 rectangles.



- To make the rectangle into 2 triangles.



4- Write the number shown on the abacus in all ways:



- (a). Standard form \_\_\_\_\_  
 (b). Word form \_\_\_\_\_  
 (c). Expanded form \_\_\_\_\_  
 (d) Tens and ones \_\_\_\_\_ tens and \_\_\_\_\_ ones.


**1. Fill in the empty boxes with the correct number in words:**

ACROSS →

1. A rabbit has \_\_\_\_ legs.
2. The rainbow has \_\_\_\_ colours.
3. I have \_\_\_\_ fingers on my hands.
4. One less than the number of legs a bird has.
5. A tricycle has \_\_\_\_ wheels.

DOWN ↓

1. The word 'INDIA' has \_\_\_\_ letters.
2. An insect has \_\_\_\_ legs.
3. I have \_\_\_\_ eyes.
4. There are \_\_\_\_ letters in 'TENDULKAR'.
5. An octopus has \_\_\_\_ arms.



6. Complete the patterns:

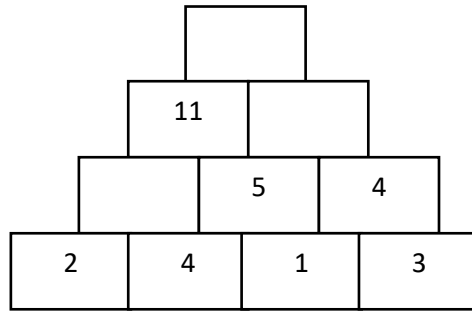
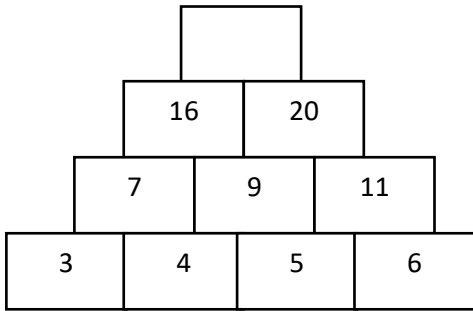


b. A, AAB, AAAC, \_\_\_\_\_



d. 😊 ☹️ 😊 ☹️ \_\_\_\_\_

7- Find a pattern and work out the missing number:



EvS

Answer the following questions:

1. How many rooms are there in your home? Write their names.

---

---

---

2. Describe any room with a picture.

1. \_\_\_\_\_
2. \_\_\_\_\_
3. \_\_\_\_\_
4. \_\_\_\_\_
5. \_\_\_\_\_



6. How many members are there in your family? Write their names and their specific work.

---

---

---

---

---

---

---

7- Who is your favourite family member? Paste his/her picture and write 5 lines about him/her.

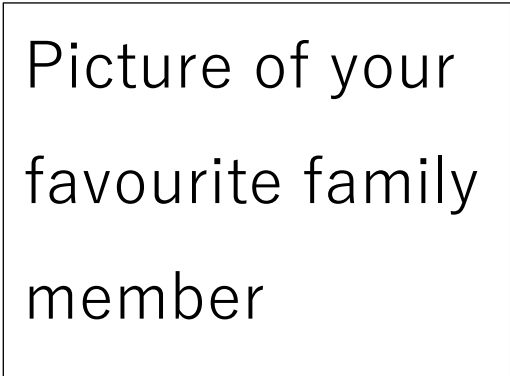
1. \_\_\_\_\_

2. \_\_\_\_\_

3. \_\_\_\_\_

4. \_\_\_\_\_

5. \_\_\_\_\_



8-Describe your favorite fruit.

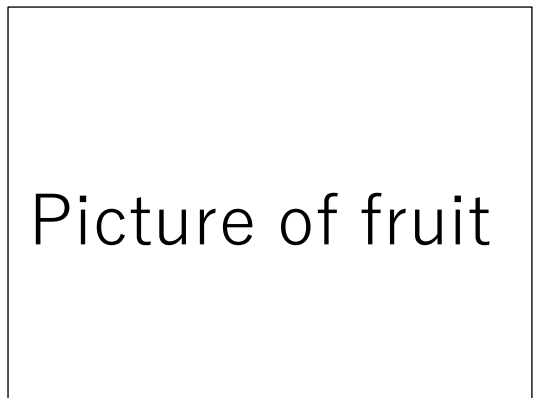
1. \_\_\_\_\_

2. \_\_\_\_\_

3. \_\_\_\_\_

4. \_\_\_\_\_

5. \_\_\_\_\_



# Activity

The seed I have sown, it grew into a \_\_\_\_\_.

Picture of your plant  
that grew from the  
seed you had sown.

## Creative Corner

- Make a booklet on 'ABOUT ME'.
- Draw a picture of a house-
  - a) Weak house will be made by odd roll numbers.
  - b) Strong house will be made by even roll numbers.

## Computer

1. Paste the picture of four main parts of computer in notebook.
2. Draw and shade 4 keys on A-4 sheet .
  - ❖ Caps Lock Key
  - ❖ Backspace Key
  - ❖ Enter Key
  - ❖ Spacebar Key
3. Practice: How to open a Desktop Computer.

## Hindi

1. अपठित गद्यांश  
जंगल में एक तालाब है। तालाब में मछलियाँ तैर रही हैं। तालाब के किनारे एक मेढ़क बैठा है। वही एक पेड़ है, जिस पर एक तोता बैठा है। पेड़ के नीचे हरी-हरी और कुछ फूलों के पौधे हैं। फूलों पर तितलियाँ बैठी हैं।
  1. तालाब कहाँ था?  
बगीचे में जंगल में
  2. तालाब में कौन तैर रहा था?  
मेढ़क मछली
  3. पेड़ पर कौन बैठा था?  
तोता मोर

4. पेड़ के नीचे किसके पौधे थे?  
फल फूल
5. फूलों पर कौन बैठा था?  
तितली चिड़िया
2. सही शब्द चुनकर वाक्य पूरे करो—
- डाकिया.....पर आया। (गाड़ी / साइकिल)
  - राखी.....खोल। (छाता / आटा)
  - माजा जी लाल-लाल.....लाई। (घिया / गाजर)
  - चिड़िया .....लाई। (तिनका / मिठाई)
  - बाग में ..... खेल रहा है। (लड़का / लड़की)
3. इंद्रधनुष का चित्र बनाइए और उसमें कौन-कौन से रंग होते हैं उनके नाम लिखिए।
4. जोड़कर शब्द पूरे करो—

आ

समान .....

म .....

राम .....

काश .....

ग .....

दत्त .....

पा

लक .....

लना .....

ठशाला .....

ठ .....

स .....

यल .....

5. वस्तु वर्णन 'सेब' पर 5 पंक्तियाँ लिखिए।
6. 1 page daily in writing book.

## Drawing

- Make a Father's Day Card
- Draw a teddy bear using (Finger Painting)